




Theatre Live Show



Shadow Show

CARLO TRUZZI & SIMONA



Gala Dinner Live Show

SHADOW SHOW

Using a beam of light and a specialised projector, these artists create Shadow Effects with their hands that interact with the projected images and create a Visual Performance that is both dynamic and new.

The performers and the projector, (which is on stage or on a purpose-made platform) are positioned in front of the screen and the audience can always see their hands and how the shadows are created on the screen itself.

The area where the show is to be performed, must be selected according to where the guests have the best possible viewpoint to the screen.

TECHNICAL REQUIREMENTS

The first condition is that it is absolutely necessary to darken the room.

If this is not possible, it is possible to block out the light from the area where the screen will be positioned so that not all the lights in the room have to be turned off. It is important that in the **area of the projection there is at least 75 – 80% darkness and that there are no lights directed at the screen.**

The performers are always autonomous, including their video projectors and relative props/stands.

PROJECTOR SCREEN

The organisers of the event must provide a **projector screen(the ideal dimensions of which are 3m x 3m)** which has already been positioned. The lower limit of the screen is a **height of 1 meter** (as illustrated in the following diagrams). When the position of the screen has been established, a **4 meters projection hall** is required.

The projector is positioned at the end of the corridor, and this will be the performance area of the Artists' show.

PERFORMANCE AREA

In the area where the Artists will be positioned, the ideal conditions for movement are a **surface area of 4 square meters.**

If the stage is not deep enough (about 4/4,5 meters) it is necessary to place a **modular platform** that is at least 4 square meters (a 2mx2m square island of about 40cm high) on which the artists can perform with the projector.

It is possible to position Gala dinner tables around this platform, as long as the beam of light in the projection hall is not interfered with.

POWER OUTLETS

A multiple plug socket, for 220v on the platform/stage connect the artists' projectors.


The plug is a mod. Schuko (see photo in the list page 5)

SOUND SYSTEM

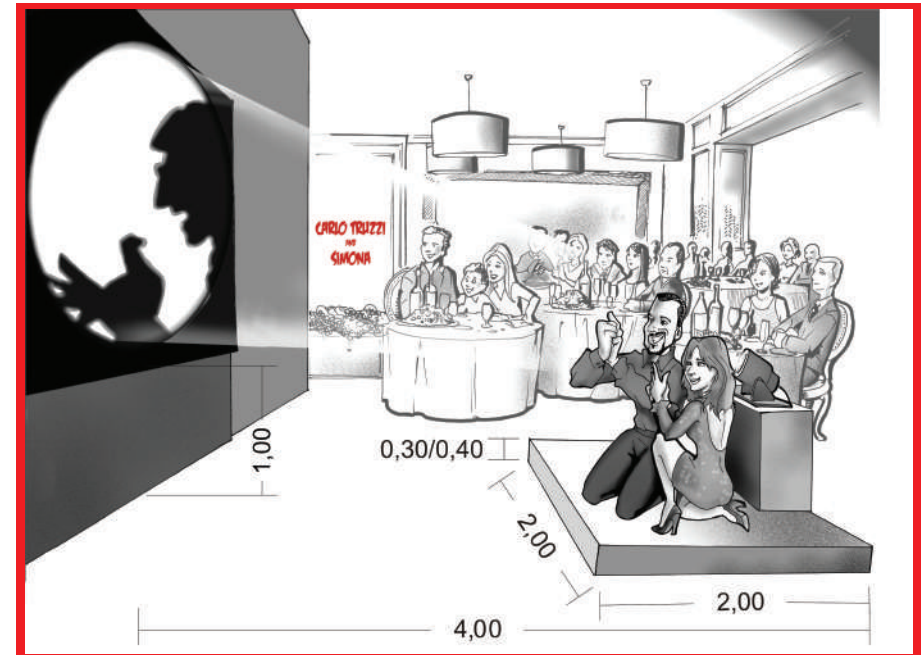

The organisers of the event must provide **an amplification system which is suitable for the room with a Mixer** and a handheld microphone.

The musical base for the show will be provided on Usb pen/flash drive.

SITUATION/ THEATRE/STAGE



SITUATION GALA DINNER



SUMMARY OF TECHNICAL REQUIREMENTS

- WHITE PROJECTOR SCREEN
- DISTANCE OF 4 METERS BETWEEN SCREEN AND PROJECTOR (AS ILLUSTRATED IN ATTACHMENTS)
- THE ARTISTS ARE ALWAYS AUTONOMOUS WITH A PROJECTOR THAT OPERATES AT 220 VOLTS AND HAS A SCHUKO PLUG (REFERENCE PHOTO)



- A MULTIPLE PLUG SOCKET WILL BE REQUIRED ON STAGE IN THE SAME POSITION AS THE PROJECTOR
- HANDHELD MICROPHONE OR HEADSET MODEL
- MUSICAL BASE FOR SHOW PROVIDED ON USB PEN/FLASH DRIVE



Shadow Show
CARLO TRUZZI & SIMONA